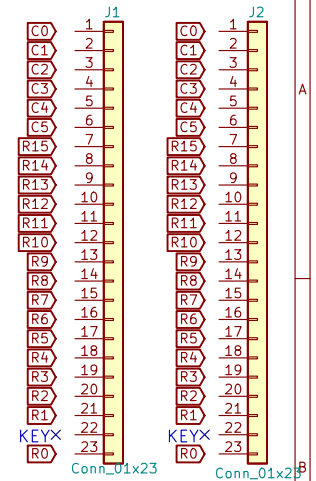
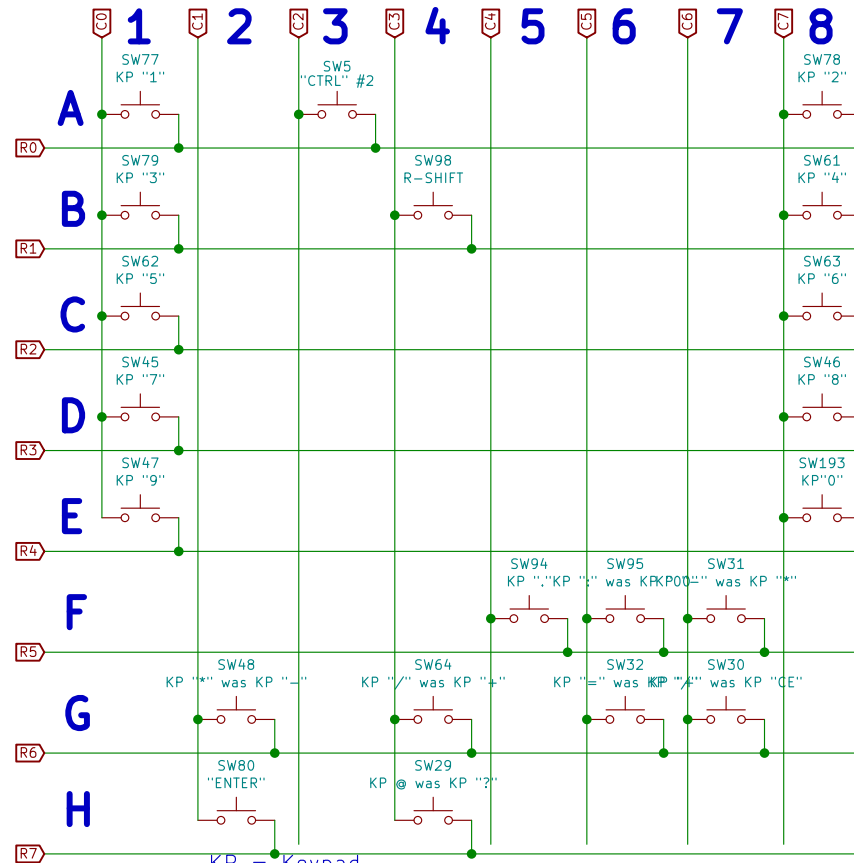
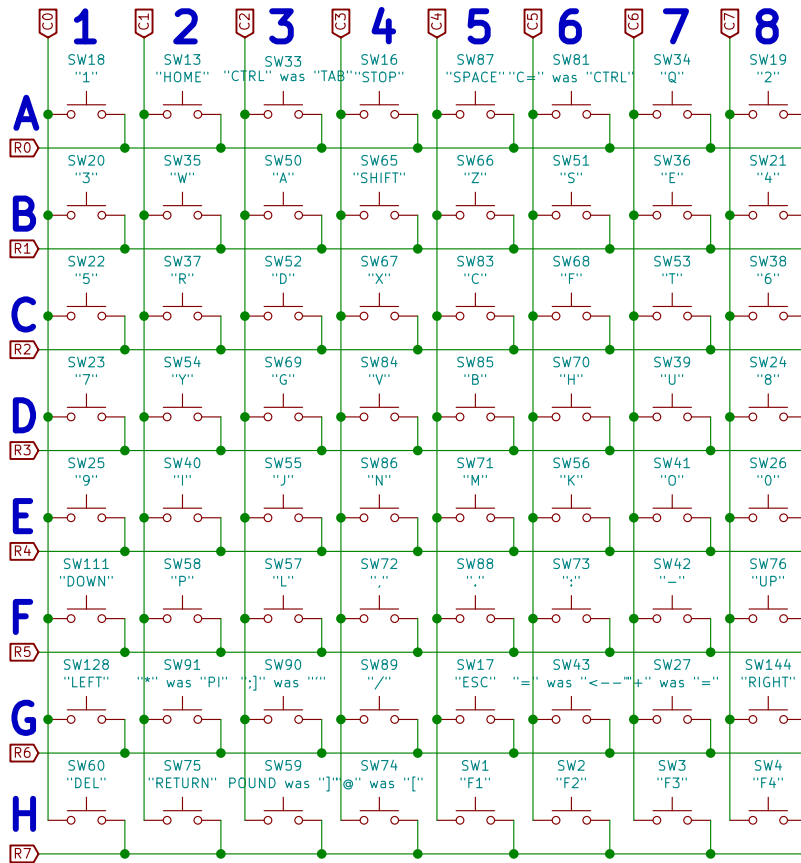


PRIMARY KEYS

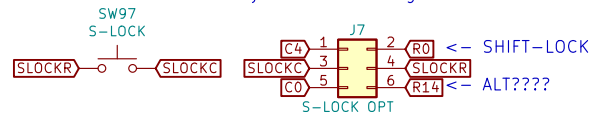
DUPLICATED KEYS

CONNECTORS



SHIFT-LOCK

Locking MX switches are hard to get, but if you have one it can be used. If not the key can be re-assigned



V364 KEYBOARD

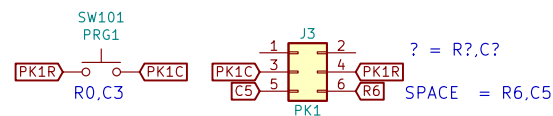
Standard layout with the following changes:

- SPACEBAR now 6.25U. Two keys added beside it.
- SHIFTLCK is configurable as ??????
- Inverted T Cursor instead of normal 4-way arrows
- Jumpers to make extra keys work as SPACEBAR or Alternate

2021-05-25

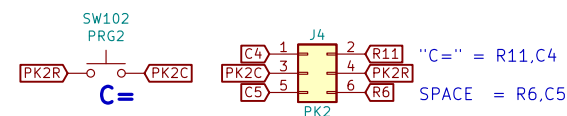
PRG KEY 1

This switch is not on the keyboard. We put it LEFT of the SPACEBAR.



PRG KEY 2

This switch is not on the keyboard. We put it to the RIGHT of the 6.25U SPACEBAR. This KEY can be SPACE or C=



V364 KEYBOARD

V364-V1-R1

Steve J. Gray

Sheet: /
File: v364mx.sch

Title: TED V364 Keyboard

Size: A4 Date: 2021-05-24

KiCad E.D.A. kicad (5.1.9)-1

Rev: V364-V1-R1

Id: 1/1